

















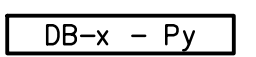








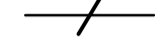






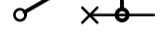
















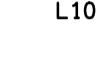
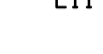
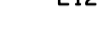


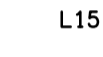

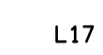
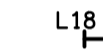

LEGEND

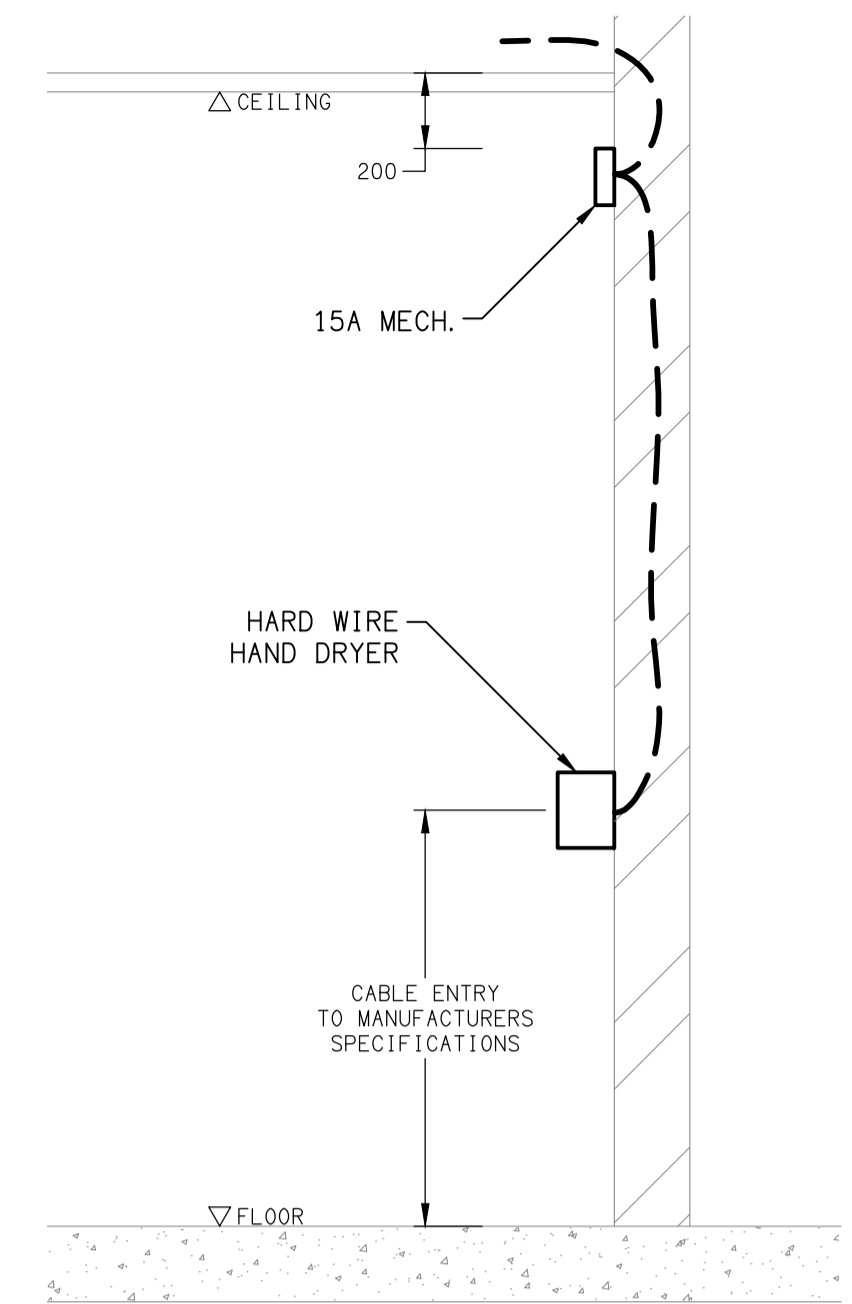
-  ELECTRICAL SERVICES SWITCHBOARD.
-  SWITCHBOARD BY OTHERS.
-  SINGLE POWER OUTLET.
-  DOUBLE POWER OUTLET.
-  SPECIAL PURPOSE POWER OUTLET.
-  SINGLE PHASE ISOLATOR.
-  THREE PHASE ISOLATOR.
-  **FB1** INSITU POWER & COMMUNICATIONS TRAFFICABLE FLOOR BOX.
-  **FB2** SURFACE MOUNTED POWER & COMMUNICATIONS FLOOR BOX.
-  **EVC** ELECTRIC VEHICLE CHARGING STATION.
-  **HD** HAND DRYER CONNECTION.
-  CONDUIT ROUTE.
-  **PD** LIGHTING PRESENCE DETECTOR SWITCH.
-  **SPx** LIGHTING CONTROL SWITCH PANEL, TYPE AS NOTED.
-  ONE-WAY LIGHT SWITCH.
-  TWO-WAY LIGHT SWITCH.
-  CIRCUIT LINE.
-  SWITCH LINE.
-  **DB-x - Py** POWER CIRCUIT DESIGNATION, DENOTES DB AND CIRCUIT.
-  **MP** METER PANEL.
-  SIGN CONNECTION.
-  MATV OUTLET.

LEGEND

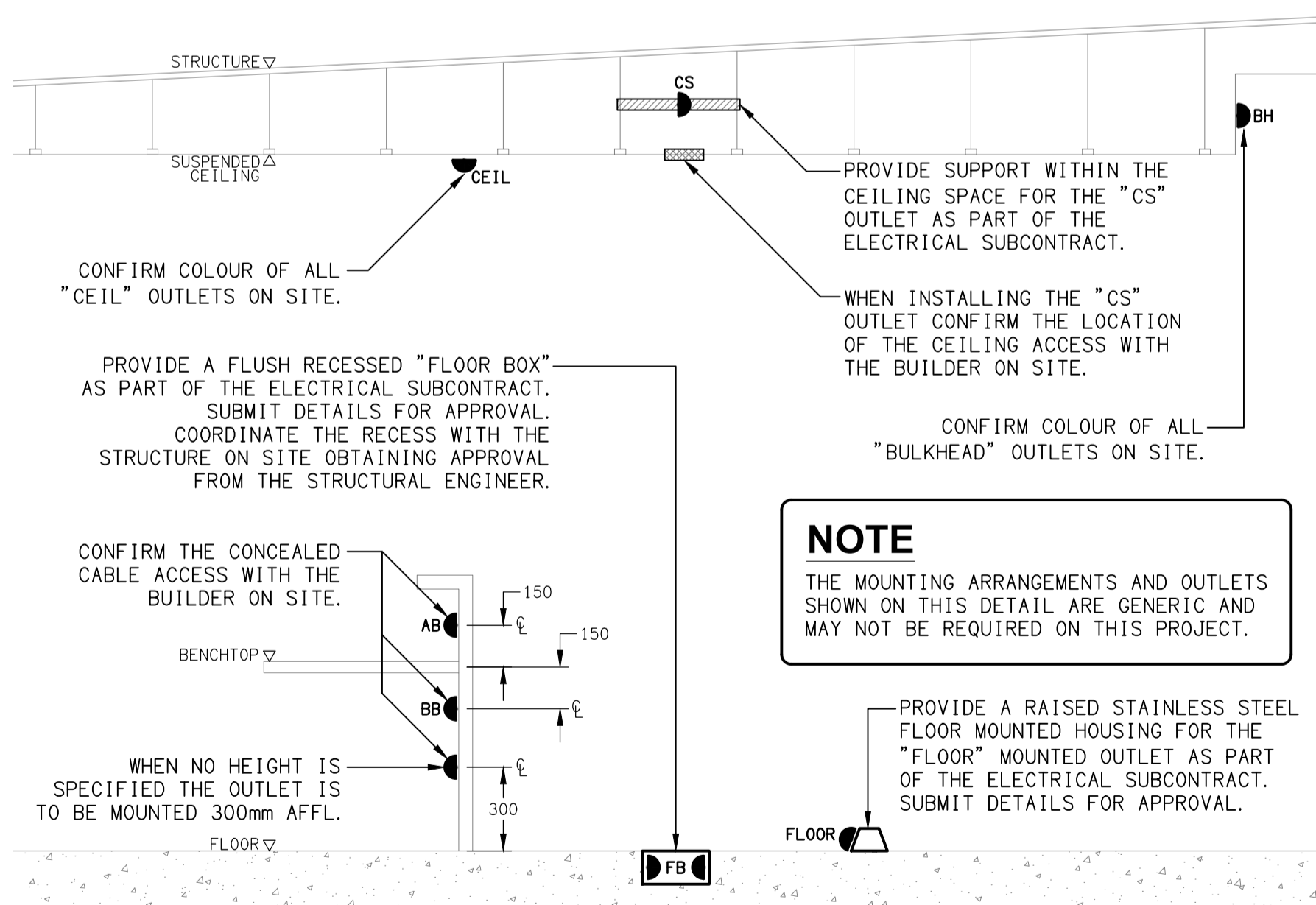
-  **xx** LIGHTING CONTROL CHANNEL REFERENCE.
-  **MF** MAIN DISTRIBUTION FRAME.
-  **EQ** ELECTRICAL EQUIPMENT AS NOTED.
-  **RJ45** RJ45 COMMUNICATIONS OUTLET.
-  **F** FUSE.
-  SINGLE PHASE.
-  THREE PHASE.
-  **CT** CURRENT TRANSFORMER C/W REMOVABLE LINK.
-  **FL** FUSE LINK.
-  **CF** COMBINED FUSE SWITCH.
-  **CB** CIRCUIT BREAKER.
-  **I** ISOLATOR.
-  **RCD** RESIDUAL CURRENT DEVICE.
-  **CO** CONTACTOR - NORMALLY OPEN.
-  **CC** CONTACTOR - NORMALLY CLOSED.
-  **E1** GENERAL LED EMERGENCY LIGHT.
-  **EX** EMERGENCY LED EXIT LIGHT.
-  **Lx** LIGHT FITTING C/W NON-MAINTAINED EMERGENCY BATTERY PACK, TYPE AS NOTED.
-  **L1** 1200 LONG LED BATTEN C/W INTEGRAL SENSOR, SUSPEND / SURFACE MOUNT AS REQUIRED.

LEGEND

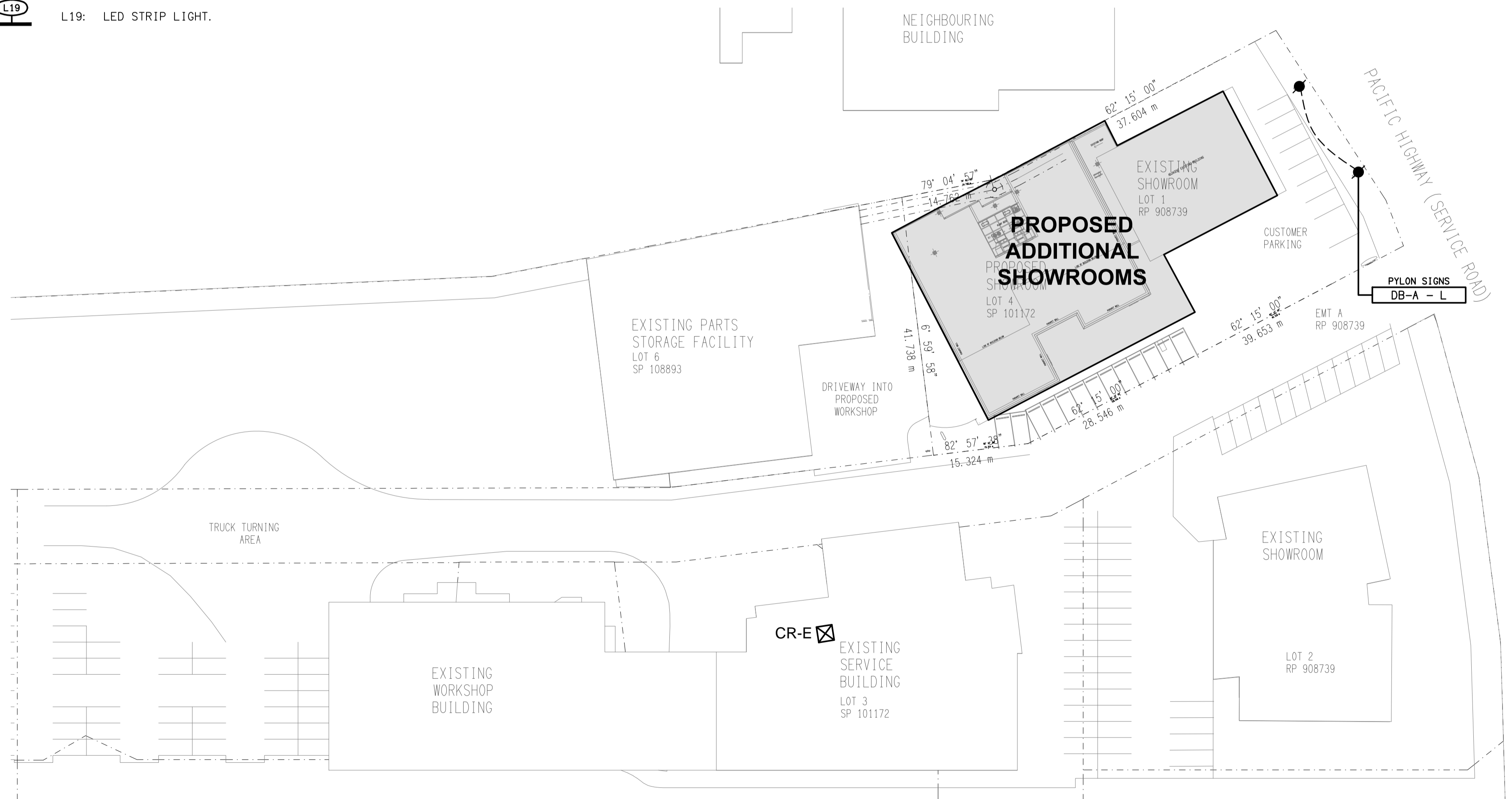
-  **L2**: LED STRIP LIGHT MOUNTED UNDER OVERHEAD CUPBOARD.
-  **L3**: 1200 x 300 SURFACE MOUNTED LED FLAT PLATE.
-  **L4**: CIRCULATION RECESSED LED DOWNLIGHT.
-  **L5**: LOUNGE RECESSED LED DOWNLIGHT.
-  **L6**: RECEPTION RECESSED LED DOWNLIGHT.
-  **L7**: ADJUSTABLE RECESSED TWO FITTING RECTANGULAR FITTING.
-  **L8**: ADJUSTABLE RECESSED LED DOWNLIGHT.
-  **L9**: LED WIDE BEAM LOW BAY FITTING.
-  **L10**: LED WIDE BEAM HIGH BAY FITTING.
-  **L11**: WALL MOUNTED LED SECURITY LIGHT.
-  **L12**: AMENITY RECESSED LED DOWNLIGHT.
-  **L13**: SURFACE MOUNTED WORKSHOP LED HIGH BAY.
-  **L14**: 1200 LONG LED BATTEN C/W EMERGENCY PACK, SUSPEND / SURFACE MOUNT AS REQUIRED.
-  **L15**: SURFACE MOUNTED LED STAIR BUNKER FITTING.
-  **L16**: ADJUSTABLE RECESSED THREE FITTING RECTANGULAR FITTING.
-  **L17**: WALL MOUNTED LED FLOOD LIGHT.
-  **L18**: 600 LONG LED BATTEN C/W INTEGRAL SENSOR, SUSPEND / SURFACE MOUNT AS REQUIRED.
-  **L19**: LED STRIP LIGHT.



DETAIL
HAND DRYER CONNECTION
NOT TO SCALE



DETAIL
TYPICAL OUTLET MOUNTINGS
NOT TO SCALE



SITE PLAN
PROPOSED ADDITIONAL SHOWROOMS
SCALE 1:500

H	CONSTRUCTION	18/07/2024
REV.	DESCRIPTION:	DATE:

DRAWING: ELECTRICAL SERVICES LEGEND & SITE PLAN			
SCALE: 1:500	PROJECT NO: C2857a	DRAWING NO: E01	REVISION: H
AT A1			

ELECTRICAL DESIGN GROUP BRISBANE PTY LTD
ACN 092 710 793
TRADING AS:
ELECTRICAL DESIGN GROUP

THE COPYRIGHT OF THIS DRAWING REMAINS THE PROPERTY OF THE ELECTRICAL DESIGN GROUP.
USE FIGURED DIMENSIONS IN PREFERENCE TO SCALE.
ALL DIMENSIONS TO BE VERIFIED ONSITE.

ELECTRICAL DESIGN GROUP
ELECTRICAL BUILDING SERVICES CONSULTANTS
BRISBANE GOLD COAST

P.O. Box 15, Sherwood Q.4075
Phone: (07) 3278 4375
Email: brisbane@edg.net.au
Web: www.edg.net.au

PROJECT:
**KEEMA SPRINGWOOD
ADDITIONAL SHOWROOMS**

3519 PACIFIC HIGHWAY, SLACKS CREEK